








# Tracing Letters



Y is for Yellow





# Tracing Letters



*y is for yellow*

*y*

*y*

*y*

*y*

*y*

*y*

*y*

*y*

*y*

*y*

*y*

*y*

*y*

*y*

*y*





Y y

Parents, ask your child to:

- Trace the letters
- Look at the pictures and find the odd word out

y

y

y

y

y


y

y

y

y

y



yellow



yell



yawn



monkey



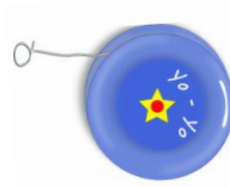
# The 'y' sound

This worksheet gives your child the chance to practice reading the 'y' sound.

Parents, ask your child to:

- Read each of the words. The 'y' sound is one of the most common - the more practice your child has, the better reader they will become

yes	<input checked="" type="checkbox"/>
no	<input type="checkbox"/>




yes


yo-yo



yogurt



young



yolk



yacht




# ★ Letter y 'e' sound

This worksheet introduces your child to words where 'y' makes a long 'e' sound.

Parents, ask your child to:

- Read each of the words
- Note how 'y' is making an 'e' sound, and not the same sound as in a word such as 'yellow'



baby

20

twenty



happy



sunny



family



honey

# ★ Letter y

## 'i' sound

This worksheet introduces your child to words where 'y' makes a long 'i' sound.

Parents, ask your child to:

- Read each of the words
- Note how 'y' is making an 'i' sound, and not the same sound as in a word such as 'yellow'



sky



why?



crying



July



fly



frying pan

