




Tracing Letters



T is for Tree

T

T

T

T

T

T

T

T

T

T

T

T


T

T

T




Tracing Letters









t is for tree





Parents, ask your child to:

- Trace the letters
- Look at the pictures and find the odd word out



turtle



tree



frog



tiger



The 'th' sound

This worksheet gives your child the chance to practice reading the 'th' sound.

Parents, ask your child to:

- Read each of the words. With practice, they should be able to recognize and correctly read the 'th' sound.




teeth

3


three



thumb



mouth



path



thin






The 'tr' sound

This worksheet gives your child the chance to practice reading the 'tr' sound.

Parents, ask your child to:

- Read each of the words. With practice, they should be able to recognize and correctly read the 'tr' sound.



tree



train



track



trumpet



tray



truck

