




Tracing Letters



S is for Sun

S

S

S

S

S

S

S

S

S

S

S

S


S

S

S



Tracing Letters



s is for sun

s

s

s

s

s

s

s

s

s

s

s

s

s

s

s





Ss

Parents, ask your child to:

- Trace the letters
- Look at the pictures and find the odd word out

S

S

S

S

S

s

s

s

s

s




snowman



six



snail



orange



Plural 's'

This worksheet focuses on words that have been made plural by the addition of 's'.

Parents, ask your child to:

- Read each of the words
- Help them understand that the 's' at the end of the word indicates that there is 'more than one'



boyss



chairss



catss



bookss



ballss



carss



The 'sh' sound

This worksheet gives your child the chance to practice reading the 'sh' sound.

Parents, ask your child to:

- Read each of the words. With practice, they should be able to recognize and correctly read the 'sh' sound.




shoe



ship



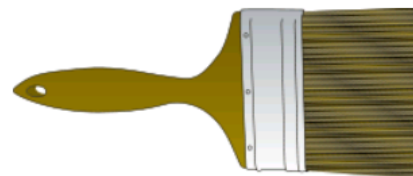
sheeep



fish



t-shirt



brush





The 'sl' sound

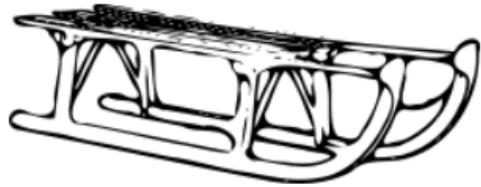
This worksheet gives your child the chance to practice reading the 'sl' sound.

Parents, ask your child to:

- Read each of the words. With practice, they should be able to recognize and correctly read the 'sl' sound.



sleeping




sled



slide



slow



slipping



sleeves





The 'sm' sound

This worksheet gives your child the chance to practice reading the 'sm' sound.

Parents, ask your child to:

- Read each of the words. With practice, they should be able to recognize and correctly read the 'sm' sound.



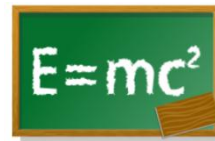
smile




smoke



small



smart



smell



smog





The 'sn' sound

This worksheet gives your child the chance to practice reading the 'sn' sound.

Parents, ask your child to:

- Read each of the words. With practice, they should be able to recognize and correctly read the 'sn' sound.



snail



snow

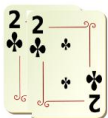


snore




Achoo!

sneeze



snap



snake





The 'sp' sound

This worksheet gives your child the chance to practice reading the 'sp' sound.

Parents, ask your child to:

- Read each of the words. With practice, they should be able to recognize and correctly read the 'sp' sound.



space



sports



spade



speak



spider



spoon





The 'st' sound

This worksheet gives your child the chance to practice reading the 'st' sound.

Parents, ask your child to:

- Read each of the words. With practice, they should be able to recognize and correctly read the 'st' sound.



star



breakfst



stop



toaster



storm



stick

