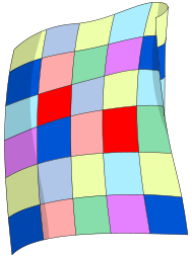




Tracing Letters



Q is for Quilt

Q

Q

Q

Q

Q

Q

Q

Q

Q

Q

Q

Q

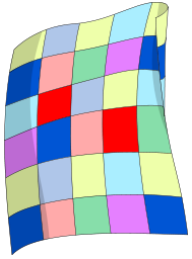
Q

Q

Q



Tracing Letters



q is for *quilt*

q

q

q

q

q

q

q

q

q

q

q

q

q

q

q





Q q

Parents, ask your child to:

- Trace the letters
- Look at the pictures and find the odd word out

Q

Q

Q

Q

Q

q

q

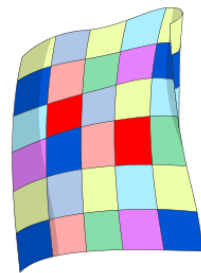
q

q

q



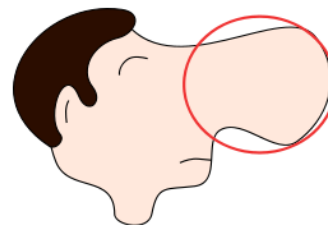
queen



quilt



quill



nose



The 'qu' sound

This worksheet is designed to reinforce to your child that 'q' is almost always followed by 'u'.

Parents, ask your child to:

- Read each of the words. With practice, they should be able to recognize & correctly pronounce 'qu'



queen



square



question

1+3

2+2

equal



quack!



quiet

