


Tracing Letters



P is for Pig

P

P

P

P

P

P

P

P

P

P

P

P


P

P

P



Tracing Letters



p is for pig

p

p

p

p

p

p

p

p

p

p

p

p

p

p

p





Pp

Parents, ask your child to:

- Trace the letters
- Look at the pictures and find the odd word out

P

P

P

P

P

p

p

p

p

p




pig



panda



penguin



van



The 'ph' sound


This worksheet gives your child the chance to practice reading the 'ph' sound.

Parents, ask your child to:

- Read each of the words
- Point out the difference in the pronunciation of 'p' and 'ph'



phone



pies



dolphin



photos



elephant



stop





The 'pl' sound

This worksheet gives your child the chance to practice reading the 'pl' sound.

Parents, ask your child to:

- Read each of the words. With practice, they should be able to recognize 'pl' and when sounding out words say it as one sound, not two.



plane




plant




playing



plate



plum



plug





The 'pr' sound

This worksheet gives your child the chance to practice reading the 'pr' sound.

Parents, ask your child to:

- Read each of the words. With practice, they should be able to recognize 'pr' and when sounding out words say it as one sound, not two.



footprints



April



present



prizes



printer



professor

