



Tracing Letters



G is for Gorilla

G

G

G

G

G

G

G

G

G

G

G

G

G

G

G



Tracing Letters



g is for gorilla

g

g

g

g

g

g

g

g

g

g

g

g

g

g



g



G g

Parents, ask your child to:


- Trace the letters
- Look at the pictures and find the odd word out



ghost



gorilla



grapes



orange



The 'gl' sound

This worksheet gives your child the chance to practice reading the 'gl' sound.

Parents, ask your child to:


- Read each of the words. With practice, they should be able to recognize 'gl' and when sounding out words say it as one sound, not two.



glass



gloves



glue



globe



glow



igloo



The 'gr' sound

This worksheet gives your child the chance to practice reading the 'gr' sound.

Parents, ask your child to:

- Read each of the words. With practice, they should be able to recognize 'gr' and when sounding out words say it as one sound, not two.



green



grandad



gray



grapes



Greece



grass

Soft 'g' sound

This worksheet introduces the soft g sound - when 'g' is pronounced as 'j'. In most cases this occurs when 'g' is followed by 'e', 'i' or 'y'.

Parents, ask your child to:

- Read each of the words
- Point out the two different pronunciations of 'g'



giant



frog



bridge



cage



giraffe



green

