



Tracing Letters



C is for Car

C

C

C

C

C

C

C

C

C

C

C

C

C

C

C



Tracing Letters



c is for car

c

c

c

c

c

c

c

c

c

c

c

c

c

c

c










Cc

Parents, ask your child to:

- Trace the letters
- Look at the pictures and find the odd word out



cow



car



cat



hear



The 'ch' sound

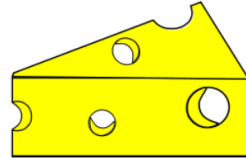
This worksheet gives your child the chance to practice reading the 'ch' sound.

Parents, ask your child to:

- Read each of the words. With practice, they should be able to recognise and correctly read the 'ch' sound.



chair



chease



church



wach



chop



beach






The 'ck' sound

This worksheet gives your child the chance to practice reading the 'ck' sound.

Parents, ask your child to:

- Read each of the words. Over time, they should become aware of words that contain 'ck' and be able to spell these words correctly.



black




clock



sick



kick



brick



socks





Soft 'c' sound

This worksheet introduces the soft c sound - when 'c' is pronounced as 's'. In most cases this occurs when 'c' is followed by 'e', 'i' or 'y'.

Parents, ask your child to:

- Read each of the words
- Point out the two different pronunciations of 'c'



city




cake




face



rice



car



dice

