






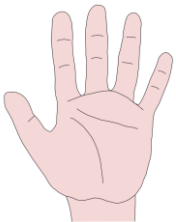
# Phonics Worksheet 2

Parents, help your child to:


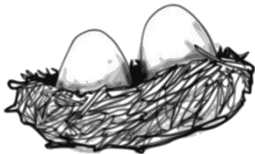
1. Identify the name of the picture.
2. Color or connect the correct sounds for each word.
3. Write the word on the line provided.





\_\_\_\_\_





\_\_\_\_\_



\_\_\_\_\_



\_\_\_\_\_



\_\_\_\_\_