






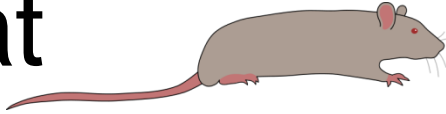
# Phonics Ending Sounds Worksheet 2

Parents, help your child to circle the pictures that end with the sound below


-og






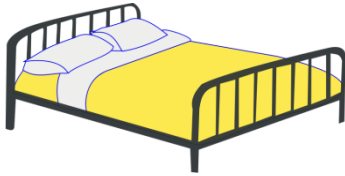
-at





-un



-ed



-in



-OX

