







How many?

Worksheet number 1

This worksheet gives your child counting practice.

Parents, ask your child to:

- Count the objects in each group
- Write the number in the box. (The first one is done already, as an example)







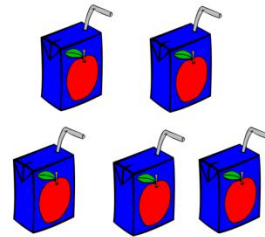
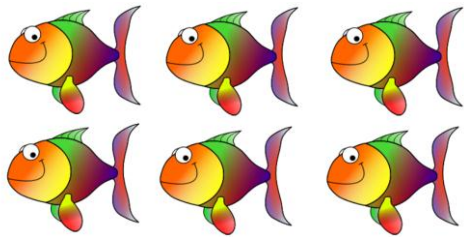
How many?

Worksheet number 2

This worksheet gives your child counting practice.

Parents, ask your child to:

- Count the objects in each group
- Write the number in the box. (The first one is done already, as an example)










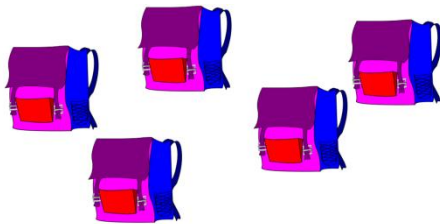


How many?

Worksheet number 3

This worksheet gives your child counting practice.

Parents, ask your child to:

- Count the objects in each group
- Write the number in the box. (The first one is done already, as an example)











How many?

Worksheet number 4

- Parents, help your child to:
1. Count the objects in each group
 2. Write the number in the box


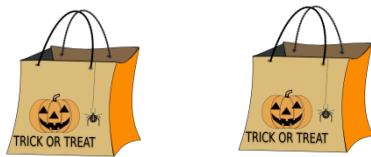




How many?

Worksheet number 5

- Parents, help your child to:
1. Count the objects in each group
 2. Write the number in the box





How many?

Worksheet number 6

- Parents, help your child to:
1. Count the objects in each group
 2. Write the number in the box

