

Halloween Worksheet 1


Parents, help your child to:

1. Trace each word
2. Sound it out and work out what it says
3. Draw a line from the word to its matching image


owl



tree



bat



web



ghost





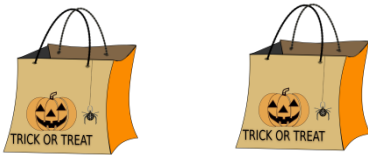
cat



Halloween Worksheet 2

Parents, help your child to:

1. Count the objects in each group
2. Write the number in the box



Halloween Worksheet 3


Parents, help your child to:

1. Use each picture to work out what the word is meant to be
2. Fill in the missing letters to complete each word

w _ tc _



b _ t



_ wl



p _ m _ ki _



_ h _ s _



h _ us _



Halloween Worksheet 4

Parents, help your child to:

1. Count the objects in the first two groups
2. Write the number of objects on the line below each group
3. Add/subtract the two numbers and write it on the line below the third group



$$\underline{\hspace{2cm}} + \underline{\hspace{2cm}} = \underline{\hspace{2cm}}$$



$$\underline{\hspace{2cm}} + \underline{\hspace{2cm}} = \underline{\hspace{2cm}}$$



$$\underline{\hspace{2cm}} - \underline{\hspace{2cm}} = \underline{\hspace{2cm}}$$



$$\underline{\hspace{2cm}} - \underline{\hspace{2cm}} = \underline{\hspace{2cm}}$$